



Niagara Asset Manager with Enterprise SMA

Online tracking of your Niagara
assets just got better!

Introducing **Asset Manager**
with **Enterprise SMA.**

Managing your licenses just got easier!

- Single login using your Niagara Community credentials
- Centralized, brand-agnostic view of Niagara license details
 - Brand
 - Model
 - Maintenance Expiration Date
 - License Version
 - Options
 - Custom Fields
- Enhanced Search Filter
- Enterprise SMA (Software Maintenance Agreement)
 - Synchronize maintenance expiration dates
 - One transaction renews maintenance for all licenses in your enterprise



Software Maintenance

Why renew your Software Maintenance Agreement?

- Cyber Security Updates
 - Tridium is constantly working to thwart cyber threats
 - Adding cyber-defense ease-of-use features
 - Niagara Security Dashboard
- Access to Newest Technology
 - New connectivity options, enhanced productivity, visualization, analytics, compliance features and more
- Backup as a Service **Not available in some regions.*
 - When disaster strikes, your data is safe and secure



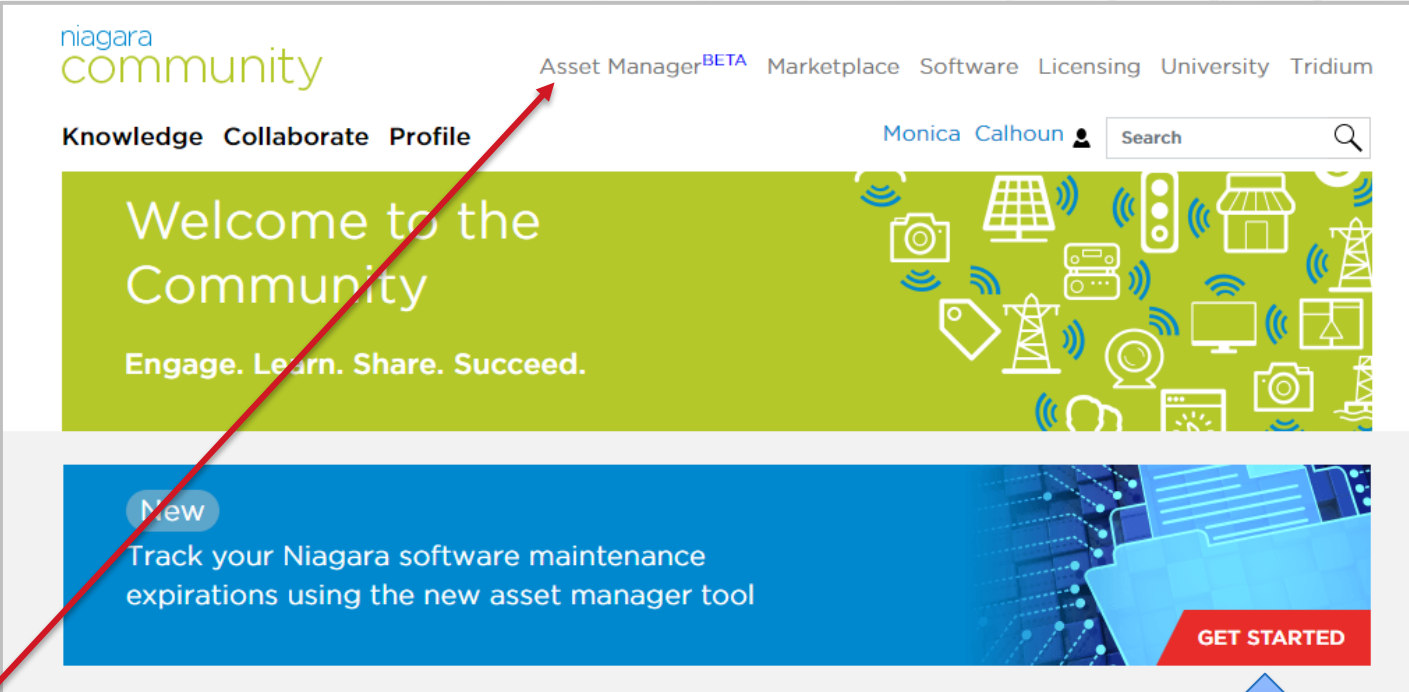
Overview of Asset Manager and Enterprise SMA

Getting Access to Asset Manager *(End User)*

Just follow these simple steps:

- Sign up as a user with the Niagara Community.
- Get your organization registered using the online form
- Agree to the Terms and Conditions
- Click SUBMIT

The Asset Manager link will appear.
Click it and PRESTO! You're in!



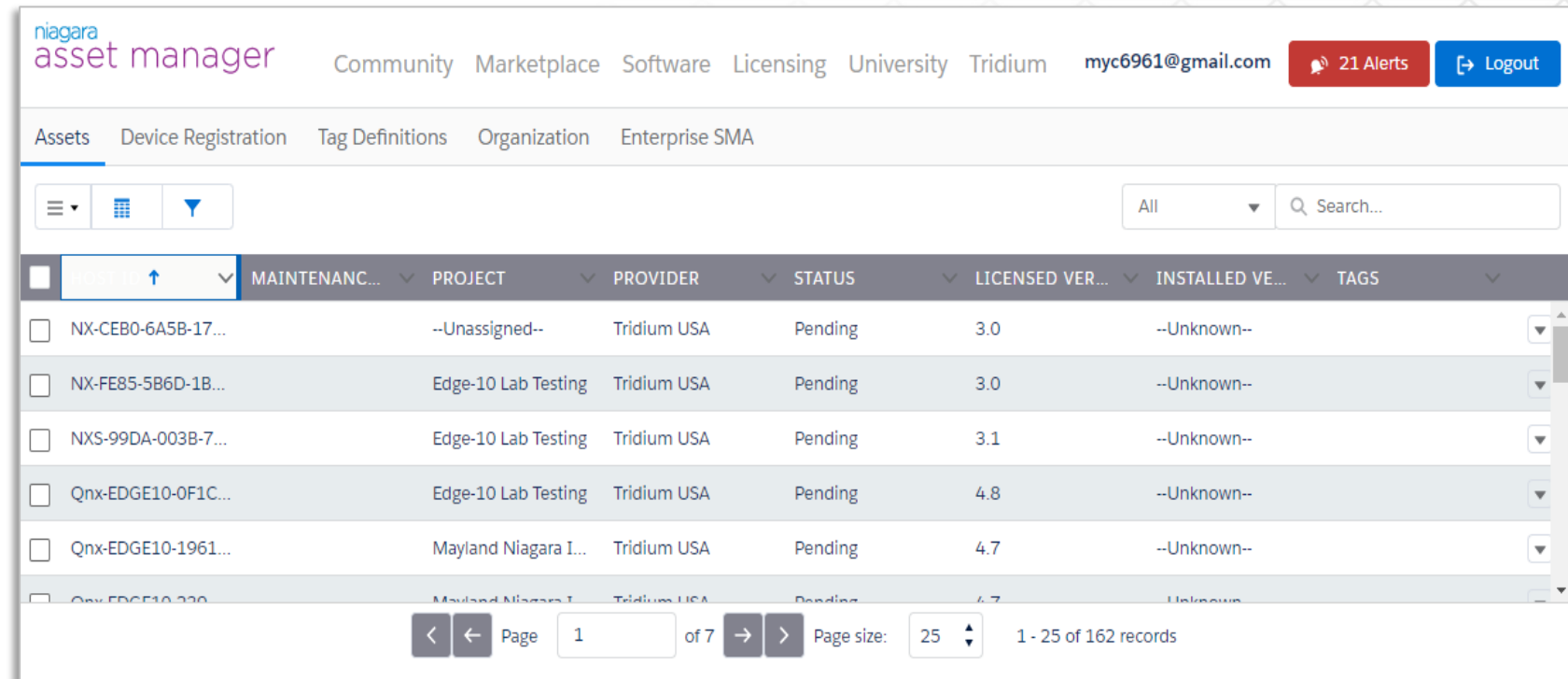
The screenshot shows the Niagara Community website interface. At the top left is the logo "niagara community". To the right of the logo are navigation links: "Asset Manager^{BETA}", "Marketplace", "Software", "Licensing", "University", and "Tridium". Below the logo are the words "Knowledge Collaborate Profile". On the right side, there is a user profile "Monica Calhoun" and a search bar. The main content area has a green banner with the text "Welcome to the Community" and "Engage. Learn. Share. Succeed." Below this is a blue banner with a "New" tag, the text "Track your Niagara software maintenance expirations using the new asset manager tool", and a red "GET STARTED" button. A red arrow points from the "Asset Manager^{BETA}" link to the "GET STARTED" button.

Click for the
online form

Assets – Home Screen

From this page, users can:

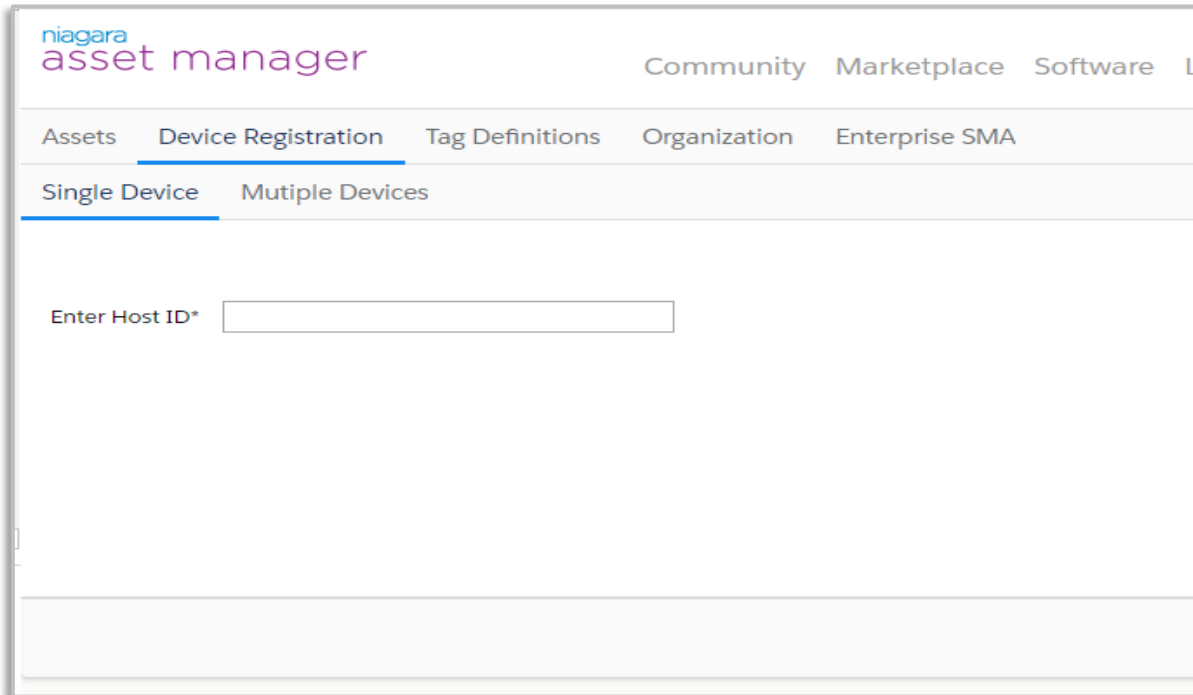
- Access asset details
- Add tags to assets
- View location
- Access device backups
- Export asset information
- View Alerts



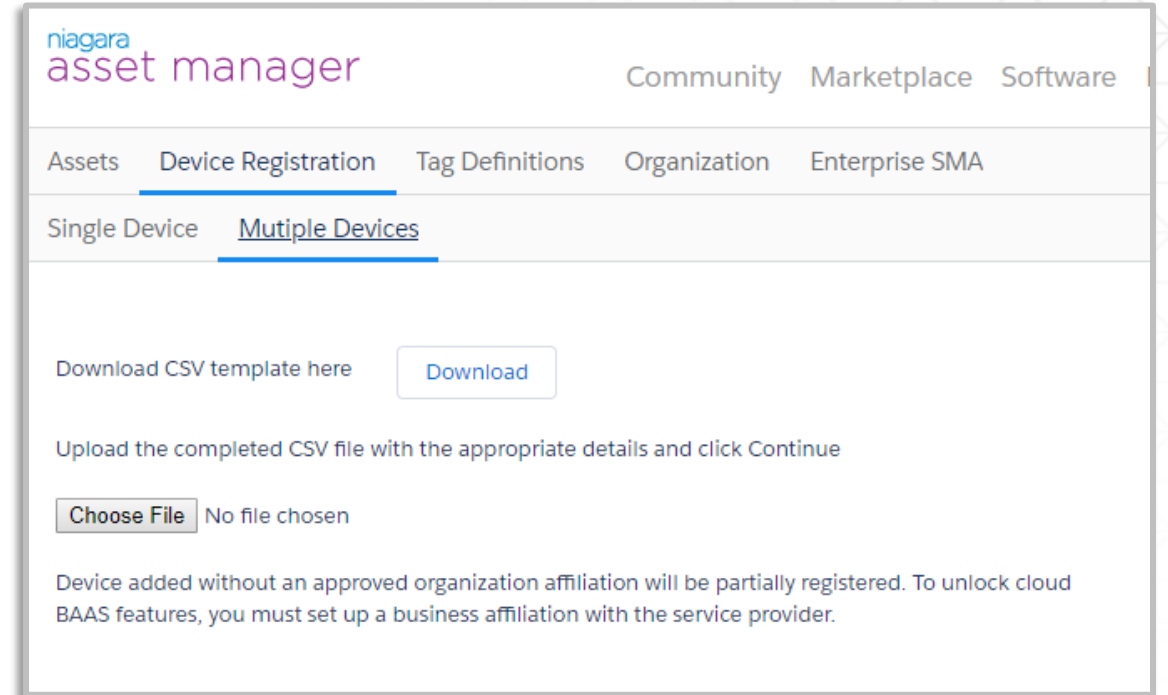
The screenshot displays the Niagara Asset Manager interface. At the top, the logo 'niagara asset manager' is visible, along with navigation links for 'Community', 'Marketplace', 'Software', 'Licensing', 'University', and 'Tridium'. The user's email 'myc6961@gmail.com' and a notification for '21 Alerts' are shown in the top right corner, along with a 'Logout' button. Below the navigation bar, there are tabs for 'Assets', 'Device Registration', 'Tag Definitions', 'Organization', and 'Enterprise SMA'. The 'Assets' tab is active, showing a table with columns for 'MAINTENANC...', 'PROJECT', 'PROVIDER', 'STATUS', 'LICENSED VER...', 'INSTALLED VE...', and 'TAGS'. The table contains several rows of asset information, including IDs like 'NX-CEB0-6A5B-17...', 'NX-FE85-5B6D-1B...', and 'NXS-99DA-003B-7...'. At the bottom of the table, there is a pagination control showing 'Page 1 of 7' and 'Page size: 25', with a total of '1 - 25 of 162 records'.

Device Registration

Register a single device, or upload a csv file to register multiple devices



The screenshot shows the 'Single Device' registration page in the Niagara Asset Manager. The page has a top navigation bar with 'niagara asset manager' and links for 'Community', 'Marketplace', and 'Software'. Below this is a secondary navigation bar with 'Assets', 'Device Registration' (underlined), 'Tag Definitions', 'Organization', and 'Enterprise SMA'. A third navigation bar shows 'Single Device' (underlined) and 'Mutiple Devices'. The main content area features a label 'Enter Host ID*' followed by a text input field.



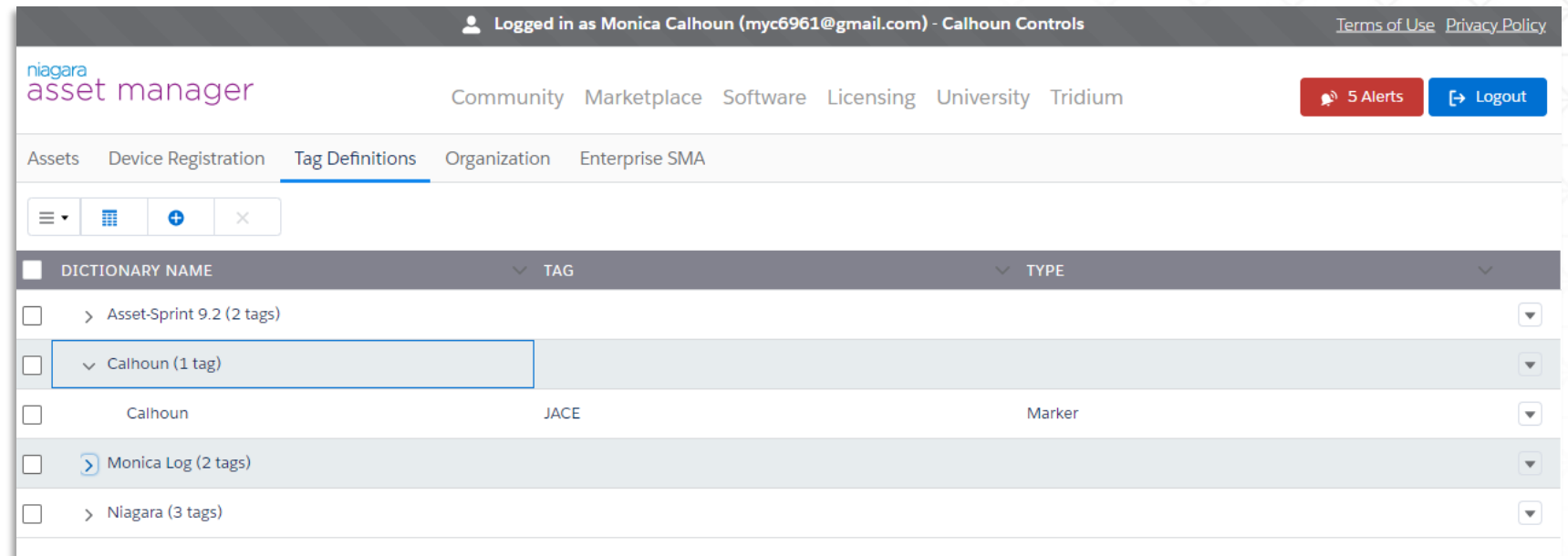
The screenshot shows the 'Multiple Devices' registration page in the Niagara Asset Manager. The navigation structure is identical to the 'Single Device' page. The 'Multiple Devices' option in the third navigation bar is underlined. The main content area includes a 'Download CSV template here' link with a 'Download' button, followed by the instruction 'Upload the completed CSV file with the appropriate details and click Continue'. Below this is a file selection area with a 'Choose File' button and the text 'No file chosen'. At the bottom, a note states: 'Device added without an approved organization affiliation will be partially registered. To unlock cloud BAAS features, you must set up a business affiliation with the service provider.'

Tag Definition

NEW! In Asset Manager you can create a catalog of **tags** to assign to your assets.

Tags are defined by 3 types:

1. Marker
2. String (= value)
3. Number (= value)



The screenshot shows the Niagara Asset Manager interface. At the top, it indicates the user is logged in as Monica Calhoun (myc6961@gmail.com) and provides links for Terms of Use and Privacy Policy. The main navigation bar includes links for Community, Marketplace, Software, Licensing, University, and Tridium, along with a 5 Alerts notification and a Logout button. The current page is 'Tag Definitions', with other tabs for Assets, Device Registration, Organization, and Enterprise SMA. Below the navigation, there are icons for menu, grid, add, and close. The main content area is a table with columns for Dictionary Name, Tag, and Type. The table lists several dictionary entries:

Dictionary Name	Tag	Type
> Asset-Sprint 9.2 (2 tags)		
> Calhoun (1 tag)		
Calhoun	JACE	Marker
> Monica Log (2 tags)		
> Niagara (3 tags)		

My Organization *(End User)*

- Manage company information, users and affiliations.
- Affiliations are links between organizations indicating a business relationship for Niagara products and services allowing:
 - Both organizations to view and manage asset details
 - Access to cloud back-up features

The screenshot displays the 'My Organization' page in the Niagara Asset Manager interface. The page is titled 'Test27550548' and shows the following details:

Company Name:	Test27550548
Primary Contact:	Danesh Kamal
Primary Email:	dkamal@tridium.com
Secondary Contact:	-
Secondary Email:	-
Company Address:	Street 3951 Westerre
	City: Henrico State: VA
	PostalCode: 23233 Country: USA

At the bottom of the form, there are two buttons: 'Edit' and 'Cancel'.

Enterprise SMA (End User)

Building owners registered with Asset Manager can request an Enterprise SMA proposal for registered Niagara assets.

The screenshot displays the Niagara Asset Manager interface for Enterprise SMA. The user is logged in as Monica Calhoun. The interface shows a progress bar with steps: Select Assets for Enrollment, Select Renewal Period and Enrollment, Review Validation Details, Select Software Maintenance Provider, and Submit. A yellow banner indicates that a minimum of five registered assets must be selected. The 'Registered Assets' table lists various assets with columns for Host ID, Project, SMA Expiration, and Status. A search bar is present above the table. The 'Selected Assets (9)' table shows the assets chosen for enrollment, including their Host IDs, Projects, SMA Expiration dates, and Statuses. Navigation buttons for 'Select' and 'Remove' are located between the two tables. The bottom of the interface shows pagination information: Page 1 of 20, Page size 25, and 1 - 25 of 477 records.

HOST ID	PROJECT	SMA EXPIRATION	STATUS
Qnx-JVLN-0000-00F...	Calhoun Base		Active
Qnx-JVLN-0000-00F...	--Unassigned--		Active
Qnx-NPM6-0000-14...	Ground		Active
Qnx-NPM6-0000-13...	--Unassigned--		Active
Qnx-J403-0000-12D...	--Unassigned--		Active
Qnx-NPM2-0000-12...	--Unassigned--		Active
Qnx-NPM2-0000-13...	--Unassigned--		Active
Qnx-NPM2-0000-13...	--Unassigned--		Active
Qnx-NPM2-0000-13...	--Unassigned--		Active
Qnx-NPM2-0000-13...	--Unassigned--		Active
Qnx-NPM2-0000-13...	--Unassigned--		Active
Qnx-NPM2-0000-13...	--Unassigned--		Active
Qnx-NPM2-0000-13...	--Unassigned--		Active
Qnx-NPM2-0000-13...	--Unassigned--		Active
Qnx-NPM2-0000-13...	--Unassigned--		Active
Qnx-NPM2-0000-13...	--Unassigned--		Active

HOST ID	PROJECT	SMA EXPIRA...	STATUS
Qnx-JVLN-0000-...	Calhoun Base		Active
Qnx-JVLN-0000-...	--Unassigned--		Active
Qnx-NPM2-000...	--Unassigned--		Active
Qnx-NPM2-000...	--Unassigned--		Active
Qnx-TITAN-3E2...	Wayside		Active
Qnx-TITAN-917...	Varina		Active
Qnx-TITAN-B95...	Varina		Active
Qnx-TITAN-261...	Varina	Feb 6, 2018	Expired
Qnx-TITAN-93C...	Varina	Feb 6, 2018	Expired

5 Assets required to enroll. Discounts available for enterprises with 25 or more assets

Enterprise SMA Enrollment *(End User)*

In a few steps, get the details needed to order your plan!

1

Select your assets

niagara asset manager Community Marketplace Software Licensing University Tridium 5 Alerts Logout

Assets Device Registration Tag Definitions Organization Enterprise SMA

Select Assets for Enrollment Select Renewal Period and Enrollme... Review Validation Details Select Software Maintenance Provider Submit

Select a **minimum of five** registered assets from the table below to start a new Enterprise Software Maintenance Program

Registered Assets Host ID Search...

HOST ID	PROJECT	SMA EXPIRATION	STATUS
<input type="checkbox"/> Qnx-JVLN-0000-00F...	Calhoun Base		Active
<input type="checkbox"/> Qnx-JVLN-0000-00F...	--Unassigned--		Active
<input type="checkbox"/> Qnx-NPM6-0000-14...	Ground		Active
<input type="checkbox"/> Qnx-NPM6-0000-13...	--Unassigned--		Active
<input type="checkbox"/> Qnx-J403-0000-12D...	--Unassigned--		Active
<input type="checkbox"/> Qnx-NPM2-0000-12...	--Unassigned--		Active
<input type="checkbox"/> Qnx-NPM2-0000-13...	--Unassigned--		Active
<input type="checkbox"/> Qnx-NPM2-0000-13...	--Unassigned--		Active
<input type="checkbox"/> Qnx-NPM2-0000-13...	--Unassigned--		Active
<input type="checkbox"/> Qnx-NPM2-0000-13...	--Unassigned--		Active

Selected Assets (9)

HOST ID	PROJECT	SMA EXPIRA...	STATUS
<input type="checkbox"/> Qnx-JVLN-0000-...	Calhoun Base		Active
<input type="checkbox"/> Qnx-JVLN-0000-...	--Unassigned--		Active
<input type="checkbox"/> Qnx-NPM2-000...	--Unassigned--		Active
<input type="checkbox"/> Qnx-NPM2-000...	--Unassigned--		Active
<input type="checkbox"/> Qnx-TITAN-3E2...	Wayside		Active
<input type="checkbox"/> Qnx-TITAN-917...	Varina		Active
<input type="checkbox"/> Qnx-TITAN-B95...	Varina		Active
<input type="checkbox"/> Qnx-TITAN-261...	Varina	Feb 6, 2018	Expired
<input type="checkbox"/> Qnx-TITAN-93C...	Varina	Feb 6, 2018	Expired

Select → Remove

2

Select plan details

Enterprise Software Maintenance Renewal Period

Select a duration for the enrolled assets.

1 Year

3 Years

5 Years

Enterprise Software Maintenance Start Date

Select a date up to **45 days** in the future as the desired program start date. Your order must be processed by this date to be valid.

May 13, 2019

Select an Enterprise Software Maintenance Provider who will receive the proposal request and Software Maintenance Agreement terms

Software Maintenance Provider

Select an Option

3

Select Ent. SMA provider



Your Enterprise SMA Proposal *(End User)*

- The Enterprise Software Maintenance Provider you select will present you with a proposal for your Maintenance Agreement.
- After acceptance of the proposal, your SMA will be renewed for the period specified.
- Your Niagara asset SMAs will all be in-synch.

Select an Enterprise Software Maintenance Provider who will receive the proposal request and Software Maintenance Agreement terms

Software Maintenance Provider

Select an Option ▼

Questions?

Contact support@tridium.com